










-  LTE-GSM-GSM-R-DCS-UMTS - FRMCS
-  HIGH GAIN DIRECTIONAL PATTERN
-  +/- 45° POLARIZATION
-  FULL FLAME RETARDANT RADOME*
-  HIGH MECHANICAL PERFORMANCE
-  SPECIAL FOR TUNNEL
-  RAILWAY – HIGHWAY - SUBWAY

• Antenna direzionale ad alto guadagno a larga banda LTE, GSM, GSM-R, DCS, UMTS, FRMCS 790÷960 MHz - 1710÷2170 MHz con polarizzazione +/-45° Costruita di serie con copertura di protezione contro urti e forti agenti atmosferici in vetroresina *anche in versione ignifuga. Tutte le parti dell'antenna sono elettricamente a massa. Progettata specificatamente per la copertura radio telefonica in gallerie autostradali ferroviarie e metropolitane.

• Directional antenna with high gain broadband LTE, GSM, GSM-R, DCS, UMTS, FRMCS 790 ÷ 960 MHz - 1710 ÷ 2170 MHz with +/- 45° polarization. Built as standard with fiberglass protection cover against shocks and strong atmospheric agents * also in flame retardant version. All parts of the antenna are electrically grounded. Specifically designed for radio coverage in highway, railway and underground tunnels.

ELECTRICAL DATA

Frequency range A	MHz	790÷960 1710÷2170
Bandwidth	MHz	170 / 460
Nominal impedance	Ω	50
Return loss	dB	≥-14
VSWR		≤ 1.5:1
Gain GSM 900 MHz	dBi	12.5
Gain DCS 1800 MHz	dBi	14.5
Gain UMTS 2100 MHz	dBi	16.5
Polarization		+/- 45°
E beamwidth GSM	-3dB	32°
H beamwidth GSM	-3dB	35°
E beamwidth DCS	-3dB	22°
H beamwidth DCS	-3dB	22°
E beamwidth UMTS	-3dB	18°
H beamwidth UMTS	-3dB	18°
Connector		N.1 x 4.3-10 f
Max Power	W	100
Lightning protection	All metal parts are D.C. grounded	

MECHANICAL DATA

Dimension length	mm	∅ 330 x 830
Weight	kg	4.2
Ice protection	fiberglass full radome	

MATERIALS

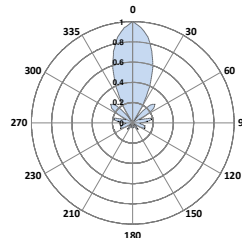
Aluminium, Teflon, Copper, Brass, Silver 5µm RoHS Compliant

ACCESSORIES

CODE	TYPE	DIMEN. WEIGHT
AR1034F	1 clamps 3 Kg	hot-dip galvanizing
AR1034Fi		316 stainless steel ∅ 40x80
AR1034T	2 clamps 4.2kg	hot-dip galvanizing
AR1034Ti		316 stainless steel ∅ 40x114
AR1034RI		fiberglass FLAME RETARDANT RADOME

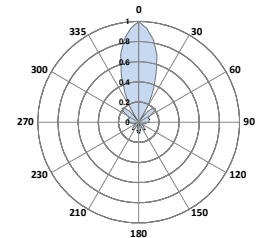
ORDERING AND PACKAGING INFORMATION

Packaging	mm.	1000x410x410 Kg 7.5
------------------	-----	---------------------



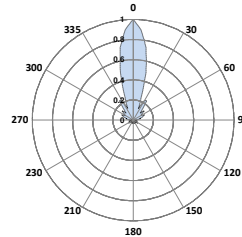
900 MHz

H - E



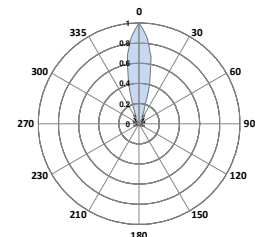
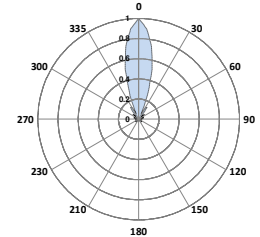
1800 MHz

H - E



2100 MHz

H - E



In relazione alle normative in materia di responsabilità sui prodotti, segnaliamo che nel caso di utilizzo delle nostre antenne in condizioni operative particolari, quali ad esempio forti sollecitazioni dinamiche dovute a vento, vibrazioni o deformazioni delle strutture di sostegno, si possono verificare rotture del prodotto stesso e/o la caduta a terra. L'installatore che deve essere altamente qualificato, deve conoscere le normative nazionali di sicurezza in vigore, deve verificare sempre l'adeguatezza del prodotto stesso alle condizioni operative del sito di installazione e deve controllare l'installazione operando la manutenzione periodica dell'impianto. ---- In relation to the laws concerning product liability, we notify you that in case you use our antennas in severe operative conditions such as, for example, strong wind, vibrations or distortions of the support structure, the product can break and/or fall down. The person who install the product must be skilled, must know the national security law in force, must follow the product instructions, must check that the product is compatible with the installation site and must control the installation with periodical maintenance.